

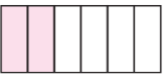


# Third Grade Distance Learning Plan

## Week of April 6 –10, 2020

### Math Activities (Suggested: 60 minutes of off-line activities)

**Students that have access to technology and internet access may work on their Education Galaxy account daily. Assignments have been created in your account.**  
**Google Class Code: hwivj5a**


Monday	Tuesday
<p>Write each number using expanded notation.</p> <ol style="list-style-type: none"> <li>1. 55,235</li> <li>2. 28,230</li> <li>3. 49,925</li> <li>4. 72,4488</li> <li>5. 5,432</li> </ol>	<p>Represent each fraction using a number line.</p> <ol style="list-style-type: none"> <li>1. <math>\frac{1}{2}</math></li> <li>2. <math>\frac{3}{4}</math></li> <li>3. <math>\frac{2}{2}</math></li> <li>4. <math>\frac{3}{8}</math></li> </ol>
Wednesday	Thursday
<p>Write two equivalent fractions for the shaded part of each shape.</p> <ol style="list-style-type: none"> <li>1.           <div style="text-align: center;">  </div> </li> <li>2.           <div style="text-align: center;">  </div> </li> <li>3.           <div style="text-align: center;">  </div> </li> </ol> <p>Draw a model of a fraction. Then use your drawing to find two equivalent fractions.</p>	<p><b>Estimate</b> the solution to each problem.</p> <p>The third grade classes at Pro-Vision Academy collected pencils for the back to school drive. Ms. Credit's class collected a total of 1510 pencils. Mr. Williams' class collected 899 pencils. About how many fewer pencils did Mr. Williams' class collect than Ms. Credit's class?</p> <p>The school collected 568 cans of corn on Monday. They collected 125 fewer cans of beans than corn, and 183 fewer cans of carrots than beans. About how many cans of beans did the school collect on Monday?</p> <p>Write and solve your own similar problem.</p>

**Pro-Vision Academy Charter School  
Third Grade Distance Learning Plan**

**Science Activities  
(Suggested: 60 minutes of off-line activities)**

Students that have access to technology and internet access may work on their IXL (ixl.com) account daily. Assignments (with stars) have been created in your account. Please send me a message via text or in the Google Classroom if you need username and password assistance.

**Google Class Code: hwivj5a**

Monday	Tuesday
<p><b>Start or Continue a Moon Journal</b></p> <p>Observe the sky every night. Illustrate and describe the following:</p> <ul style="list-style-type: none"> <li>• Moon</li> </ul> <p><b>Friday:</b> Discuss the appearance of the Moon you observed every night. Do you see any changes in the Moon?</p>	<p><b>Start or Continue a Weather Journal</b></p> <p>Observe the weather every day in Houston, Texas. You can also find this information on the news channel or in your Google search engine.</p> <p>Record the following:</p> <ul style="list-style-type: none"> <li>• Humidity</li> <li>• Chance of rain</li> <li>• Temperature</li> <li>• Precipitation</li> </ul>
Wednesday	Thursday
<p style="text-align: center;"><b>Scavenger Hunt</b></p> <p>Look around your house or outside.</p> <ul style="list-style-type: none"> <li>• Can you find different forms of energy? <ul style="list-style-type: none"> <li>○ Light, sound, and thermal (heat)</li> </ul> </li> <li>• List what you see and label them with the name of the form of energy. You can create columns.</li> <li>• Choose one of your light energy examples.</li> <li>• Illustrate (draw) the light energy example and describe the importance of light energy.</li> </ul> <p><b>Discussion:</b> Explain how sound energy is used in everyday life.</p>	<p style="text-align: center;"><b>STEM Challenge</b></p> <p>Collect 10 plastic cups. Have someone be the time keeper if you want.</p> <p>Begin with cups stacked together. At start, unstack cups and build the structure as fast as you can. Count each set of cups as you build the structure. 2, 4, 6, 8, 10</p> <div style="text-align: center;">  </div> <p>Discuss how you used force to build the structure. (push, pull)</p> <p><b>Extension:</b> Add more cups and count to a higher number. (+2 or +4 or +6 or +8 or +10)</p>

Pro-Vision Academy Charter School  
Third Grade Distance Learning Plan

Pro-Vision Academy Charter School  
Third Grade Distance Learning Plan  
Week of April 6 – 10, 2020

**Reading and Writing Activities**  
(Suggested: 45 minutes of off-line activities)  
Please send completed assignments to: [jwilliams@pvacademy.org](mailto:jwilliams@pvacademy.org)

**Monday** (TEKS: 3.6, 3.7c, 3.8, 3.9d. 3.10)

- 1. Independent Reading:** Choose a book from **ABC Mouse's ReadingIQ**, or another source, and read independently for at least 30 minutes. Share what you read with an adult.
- 2. Reading Comprehension:** Read the fable below and answer the questions that follow. Please use your reading strategies.

**Introduction:** A fable is a story that teaches a lesson. After reading the story talk about the lesson you learned in this story with an adult.

### **The Man, the Boy, and the Donkey**

Once, a man and his son were going to the market with their donkey. As they walked, a man passed them and said, "How silly. You are walking that donkey when you could be riding it instead. What is a donkey for but to ride on?"

Hearing this, the man put his boy on the donkey's back, and they went on their way. But soon they passed a group of women, one of whom said, "You should be ashamed of yourself young man. Your father who is older than you should be riding, and you should be walking." Red-faced and embarrassed, the boy jumped down to have his father get up on the donkey.

They hadn't gone far when they passed a man and a woman, one of whom said to the other, "Doesn't he know they can both fit on that donkey? His boy doesn't have to walk this dusty road."

Well, the man didn't know what to do, but at last he took his son up and sat him

**Pro-Vision Academy Charter School  
Third Grade Distance Learning Plan**

down in front of him on the donkey. They reached the town and people began to jeer and point at them. "You're overloading that poor donkey -- you and your son both sitting there. You both look strong! You'd be better off carrying the donkey yourselves."

They got off of the donkey and tried to think what to do. At last they cut down a pole and tied the donkey's feet to it. With it tied to the pole like this, they raised the pole to their shoulders and carried the donkey towards the bridge that lead to the market.

This was difficult to do. The townspeople laughed and heckled them so much that the donkey was frightened by everything going on. Its feet slipped loose from the ropes and it fell. Once it got to its feet again it ran away kicking and bucking.

**"That will teach you," said an old man who had followed them. "Try to please everyone and you will please no one."**

©2002-2007 Education.com

**Writing Assignment**

**Answer each of the questions below in a complete sentence.**

1. Where were the man and the boy traveling?
2. Why did the man put the boy on the donkey?
3. What happened after they passed a man and woman?
4. How did the people act when the man and the boy reached the town?
5. What does the picture show?

**Tuesday**

**Independent Reading:** Choose a book from any source and read independently for at least 35 minutes. Share what you read with an adult.

## Grammar Review: Articles

Remember: An article is a word used before a noun to clarify the noun. English articles are usually "a" which is used before a word that starts with a consonant sound; "an" which is used before a word that starts with a vowel sound and "the."

Articles: a, an, the

**Underline the articles in the following sentences.**

**Example:** Her cat caught the large mouse.

The window was open only an inch.

A tired student is not a good student.

When does the train for New York leave the station?

Let the teacher know the minute you have an answer.

Does a big dog have as long a tail as a little dog?

### Wednesday

**1. Independent Reading:** Choose a book from any source and read independently for at least 35 minutes. Share what you read with an adult

**2. Writing:** Think about the fable you read on Monday and then write one paragraph about a lesson you have learned..

### Grammar Practice

#### Using A or AN?

Put the correct article, a or an, in the blanks.

The word a is used before consonants. The word an is used before vowels. The vowels in the words below are written in blue, and the consonants are in red.

_____ dog	_____ otter
_____ pumpkin	_____ unicorn
_____ fox	_____ eagle
_____ house	_____ orange

Pro-Vision Academy Charter School  
Third Grade Distance Learning Plan

**Thursday**

**1. Independent Reading:** Choose a book from any source and read independently for at least 35 minutes. Share what you read with an adult.

**2. Writing:**

Write five complete sentences using the articles **a**, **an**, **the**

**Friday**

**1. Independent Reading: Choose** a book and read independently for at least 40 minutes. Share what you read with an adult.

**Note:**

**If you have questions about reading, please send to:** [jwilliams@pvacademy.org](mailto:jwilliams@pvacademy.org)

**Social Studies Activities**

**(Suggested: 25 minutes of off-line activities)**

**Please send all lessons to Mr. J Williams at: [jwilliams@pvacademy.org](mailto:jwilliams@pvacademy.org)**

**Monday- Friday**

1. Draw a self -portrait
2. Write a two paragraph autobiography, describing your life.

**Pro-Vision Academy Charter School  
Third Grade Distance Learning Plan**